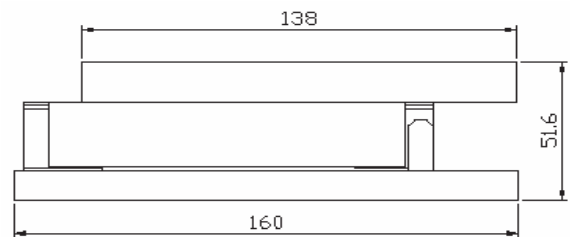
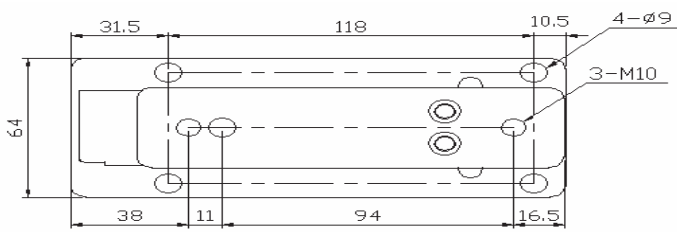


H-LC-PTA-* 張力檢知器使用說明書

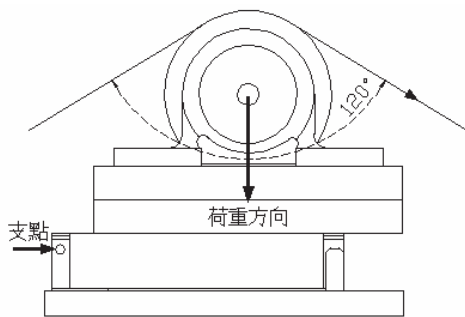
1. 規格：

型號	H-LC-PTA-5KG	H-LC-PTA-15KG	H-LC-PTA-30KG	H-LC-PTA-50KG
額定荷重	5KG	15KG	30KG	50KG
電源輸入電壓	DC +10V			
訊號輸出電壓	DC +0~20mV			
適用荷重方向	壓縮方向			
建議安裝方式	平面/垂直			
重量	1.7KG			

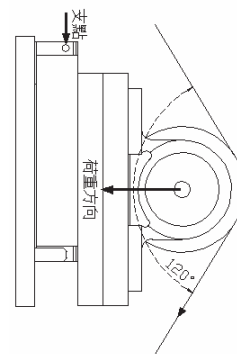
2. 尺寸：



3. 建議安裝方式：



a. 平面安裝



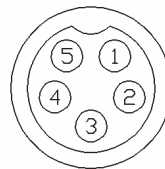
b. 垂直安裝

※1. 檢測物在荷重輪張開的角度為 120 度最佳。

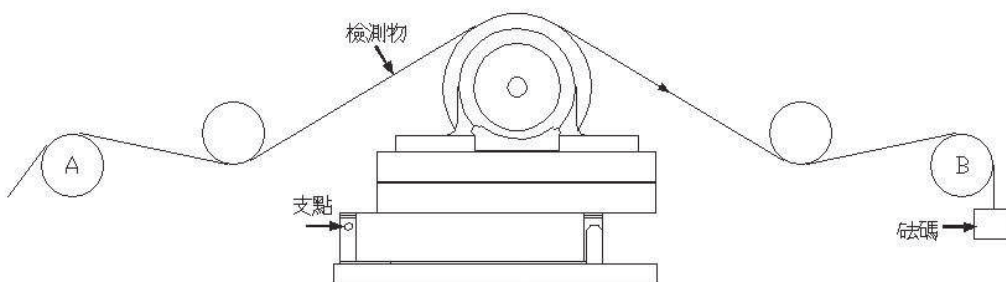
2. 垂直安裝時，支點在上，荷重元檢知器在下；可減少荷重元檢知器的損壞。

4. 連接線腳位說明：

腳位	1	2	3	4	5
說明	+10V	GND	V+	V-	⏏



5. 砝碼示意圖




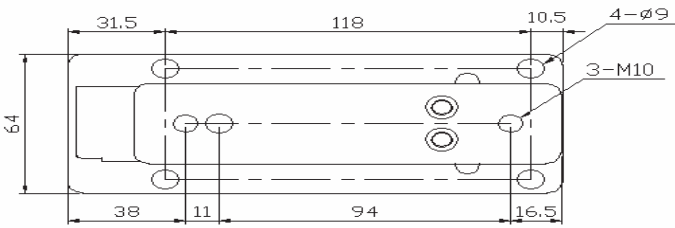
※校準時，需將 A 輪處固定，B 輪處吊掛實際滿載重量的砝碼。

Manual of H-LC-PTA-* Tension Detector

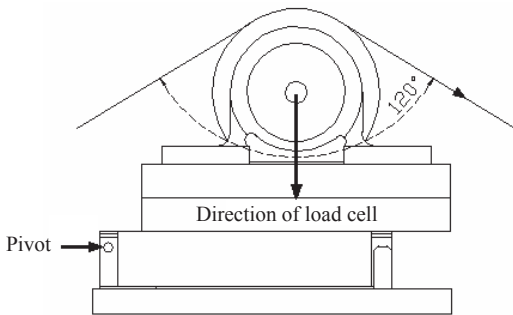
1. Specification :

Type	H-LC-PTA-5KG	H-LC-PTA-15KG	H-LC-PTA-30KG	H-LC-PTA-50KG
Nominal load cell	5KG	15KG	30KG	50KG
Power input voltage	DC +10V			
Signal output voltage	DC +0~20mV			
Load cell direction	Compress side			
Install direction	Parallel/ Vertical			
Weight	1.7KG			

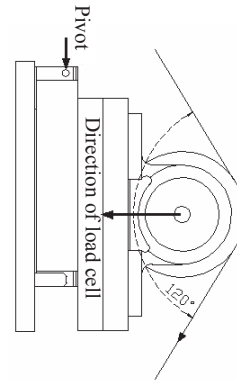
2. Size :



3. Suggested Installation :



a. Parallel



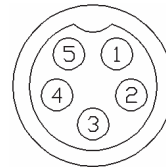
b. Vertical

※1. The best angle for detect matter on the load cell is 120°.

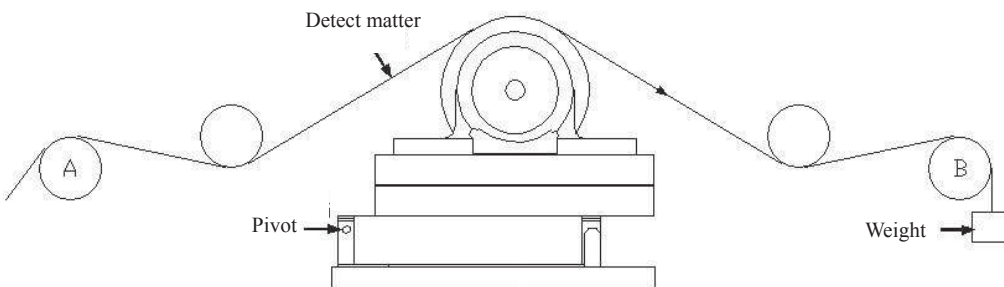
2. For vertical installation: Install load cell under pivot can lower the damages of load cell.

4. Description of Contact Connections :

Contact	1	2	3	4	5
Description	+10V	GND	V+	V-	



5. Weight Diagram



※ During calibration, please fixed roll A and put actual weight of weight at roll B.